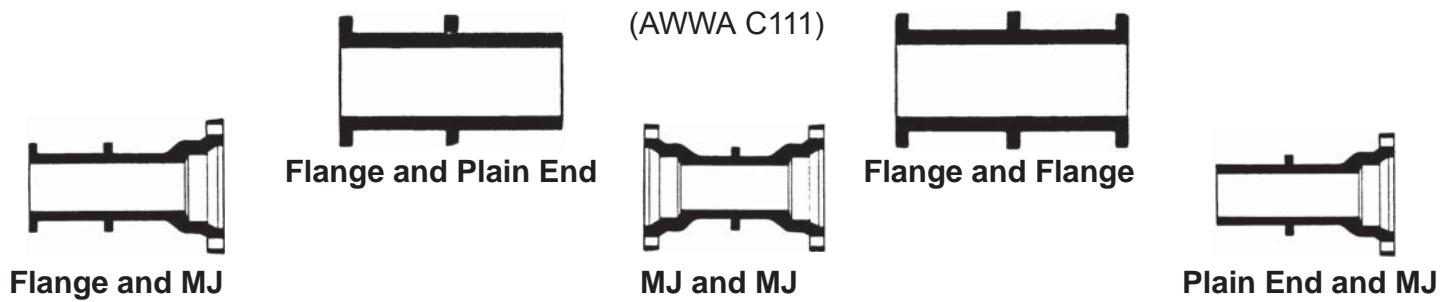


FLANGED AND MECHANICAL JOINT WALL PIPE (Fabricated)*



Pipe Size Inches	Pressure Rating psi		Minimum Overall Length* Inches			Body Thickness Inches	Wall Collar O.D. Inches
	Ductile		Flange and Flange	Flange and MJ	MJ and MJ		
	Flange / Plain Flange / Flange Flange / MJ	MJ / MJ Plain End / MJ					
3	250	350	7	8	10	.48	6.48
4	250	350	7	9	10	.52	7.38
6	250	350	7	9	10	.55	9.46
8	250	350	8	9	10	.60	11.98
10	250	350	8	9	10	.68	14.05
12	250	350	8	9	10	.75	16.20
14	250	350	10	11	12	.66	18.35
16	250	350	10	11	12	.70	20.95
18	250	350	11	12	12	.75	23.05
20	250	350	11	12	12	.80	25.65
24	250	350	11	12	12	.89	29.95
30	250	250	10	12	16	1.03	36.90
36	250	250	10	12	21	1.15	43.25

*Wall pipe can be furnished in varied lengths. Check for minimum and maximum available length.
 Note: Order must specify if plain end is to socket in a Mechanical Joint or Push-on bell.

Pipe Size Inches	Flange Dimensions ††			MJ Dimensions †			Approximate Weight Pounds			
	Flange O.D.	Studs		Bell O.D.	Studs Size	No. Req'd.	Barrel per Inch	One Flange	One MJ Bell	Wall Collar
		Size	No. Req'd.							
3	7.50	5/8 x 2 1/4	4	7.69	5/8 x 3	4	1.37	6	11	4
4	9.00	5/8 X 2 1/2	8	9.12	3/4 x 3 1/2	4	1.90	10	16	5
6	11.00	3/4 x 3	8	11.12	3/4 x 3 1/2	6	2.94	13	23	6
8	13.50	3/4 x 3	8	13.37	3/4 x 3 1/2	6	4.27	21	31	9
10	16.00	7/8 x 3 1/4	12	15.69	3/4 x 3 1/2	8	5.96	28	41	10
12	19.00	7/8 x 3 1/4	12	17.94	3/4 x 3 1/2	8	7.81	43	51	12
14	21.00	1 x 3 3/4	12	20.31	3/4 x 4	10	7.89	54	79	26
16	23.50	1 x 3 3/4	16	22.56	3/4 x 4	12	9.55	67	97	30
18	25.00	1 1/8 x 4 1/4	16	24.83	3/4 x 4	12	11.48	70	117	33
20	27.50	1 1/8 x 4 1/4	20	27.08	3/4 x 4	14	13.60	89	140	35
24	32.00	1 1/4 x 4 1/2	20	31.58	3/4 x 5	16	18.11	123	185	45
30	38.75	1 1/4 x 5	28	39.12	1 x 6	20	26.11	184	315	50
36	46.00	1 1/2 x 9	32	46.00	1 x 6	24	34.19	275	580	78

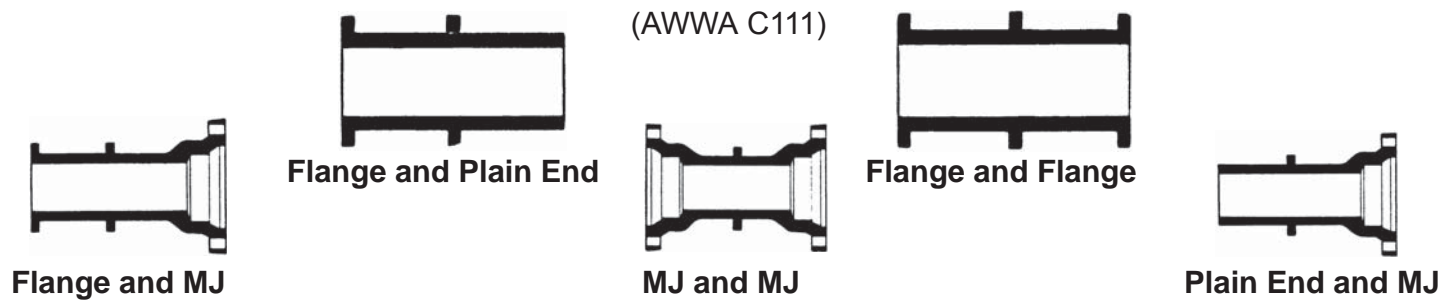
NOTE: Wall Pipe may be statically cast, with integral water-stop collars, or fabricated, with welded water-stop collars at our option unless otherwise specified. **The above data are for statically cast wall pipe.**

† MJ Bells are furnished complete with standard joint accessories. Order must specify if bells are to be tapped for studs. Bells not tapped for studs are furnished with T-Head Bolts and nuts to the number and size indicated.

†† Order must specify if flanges are to be drilled or tapped for studs. Unless specified otherwise, flanges will be furnished to 125 pound template.

Flanges or MJ Bells ordered tapped for studs may be tapped between existing standard bolt holes unless specified otherwise.

FLANGED AND MECHANICAL JOINT WALL PIPE (Cast)*



Pipe Size Inches	Pressure Rating psi		Minimum Overall Length* Inches			Body Thickness Inches	Wall Collar O.D. Inches
	Ductile		Flange and Flange	Flange and MJ	MJ and MJ		
	Flange / Plain Flange / Flange Flange / MJ	MJ / MJ Plain End / MJ					
3	250	350	7	8	10	.48	7.00
4	250	350	7	9	10	.52	8.00
6	250	350	7	9	10	.55	10.00
8	250	350	8	9	10	.60	12.50
10	250	350	8	9	10	.68	14.50
12	250	350	8	9	10	.75	16.50
14	250	350	10	11	12	.66	19.50
16	250	350	10	11	12	.70	21.75
18	250	350	11	12	12	.75	23.75
20	250	350	11	12	12	.80	25.75
24	250	350	11	12	12	.89	30.25
30	250	250	10	12	16	1.03	36.25
36	250	250	10	12	21	1.15	43.4

*Wall pipe can be furnished in varied lengths. Check for minimum and maximum available length.
 Note: Order must specify if plain end is to socket in a Mechanical Joint or Push-on bell.

Pipe Size Inches	Flange Dimensions ††			MJ Dimensions †			Approximate Weight Pounds			
	Flange O.D.	Studs		Bell O.D.	Studs Size	No. Req'd.	Barrel per Inch	One Flange	One MJ Bell	Wall Collar
		Size	No. Req'd.							
3	7.50	5/8 x 2 1/4	4	7.69	5/8 x 3	4	1.37	6	11	4
4	9.00	5/8 X 2 1/2	8	9.12	3/4 x 3 1/2	4	1.90	10	16	5
6	11.00	3/4 x 3	8	11.12	3/4 x 3 1/2	6	2.94	13	23	6
8	13.50	3/4 x 3	8	13.37	3/4 x 3 1/2	6	4.27	21	31	9
10	16.00	7/8 x 3 1/4	12	15.69	3/4 x 3 1/2	8	5.96	28	41	10
12	19.00	7/8 x 3 1/4	12	17.94	3/4 x 3 1/2	8	7.81	43	51	12
14	21.00	1 x 3 3/4	12	20.31	3/4 x 4	10	7.89	54	79	26
16	23.50	1 x 3 3/4	16	22.56	3/4 x 4	12	9.55	67	97	30
18	25.00	1 1/8 x 4 1/4	16	24.83	3/4 x 4	12	11.48	70	117	33
20	27.50	1 1/8 x 4 1/4	20	27.08	3/4 x 4	14	13.60	89	140	35
24	32.00	1 1/4 x 4 1/2	20	31.58	3/4 x 5	16	18.11	123	185	45
30	38.75	1 1/4 x 5	28	39.12	1 x 6	20	26.11	184	315	50
36	46.00	1 1/2 x 9	32	46.00	1 x 6	24	34.19	275	580	78

NOTE: Wall Pipe may be statically cast, with integral water-stop collars, or fabricated, with welded water-stop collars at our option unless otherwise specified. **The above data are for statically cast wall pipe.**

† MJ Bells are furnished complete with standard joint accessories. Order must specify if bells are to be tapped for studs. Bells not tapped for studs are furnished with T-Head Bolts and nuts to the number and size indicated.

†† Order must specify if flanges are to be drilled or tapped for studs. Unless specified otherwise, flanges will be furnished to 125 pound template.

Flanges or MJ Bells ordered tapped for studs may be tapped between existing standard bolt holes unless specified otherwise.

FLANGED AND MECHANICAL JOINT WALL PIPE (cont.)

WALLPIPE MINIMUM DIMENSIONS (FABRICATED)

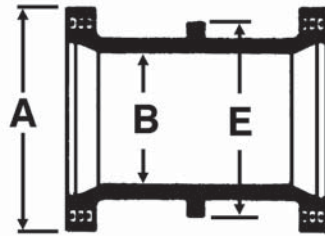
Pipe Size Inches	MJ x MJ	MJ x FLG	MJ x PE	FLG x FLG	FLG x PE	PE x PE
3	10"	8"	8"	5"	3"	1"
4	10"	8"	8"	5"	3"	1"
6	10"	8"	8"	6"	3"	1"
8	10"	8"	8"	6"	3"	1"
10	1'-0"	10"	8"	7"	4"	1"
12	1'-0"	10"	8"	7"	4"	1"
14	1'-3"	10"	8"	7"	4"	1"
16	1'-3"	10"	8"	7 1/2"	4"	1"
18	1'-4"	1'-0"	8"	8"	4"	1"
20	1'-4"	1'-0"	8"	8"	4"	1"
24	1'-4"	1'-0"	8"	9"	4 1/2"	1"
26	1'-8"	1'-4"	1'-3"	11"	5"	1"
36	1'-9"	1'-5"	1'-4"	1'-0"	5 1/2"	1"

Note: 30" collars 9 1/2" and 36" collars 10" from bell

FABRICATED PIPE MINIMUM DIMENSIONS

Pipe Size Inches	FLG x FLG
3	4"
4	4"
6	4 1/2"
8	5"
10	5 1/2"
12	6"
14	6"
16	6 1/2"
18	7"
20	7 1/2"
24	8 1/2"
30	9 1/2"
36	11"

MECHANICAL JOINT WALL SLEEVES



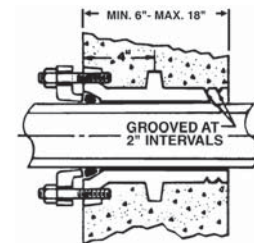
**Mechanical Joint Wall Sleeve Short pattern and Long pattern
DIMENSIONS AND WEIGHTS**

Pipe Size Inches	Pressure Rating psi	Dimensions Inches					Approximate Weight Pounds	
		A	B	E	Overall Length*		Short	Long
	Ductile				Short	Long		
3	350	7.69	4.06	8.0	7.5	12	30	35
4	350	9.38	4.90	9.0	7.5	12	40	50
6	350	11.31	7.00	11.5	7.5	12	55	75
8	350	13.63	9.15	13.5	7.5	12	75	95
10	350	15.81	11.20	16.0	7.5	12	95	125
12	350	18.06	13.30	18.0	7.5	12	125	160
14	350	20.69	15.44	21.5	9.5	15	195	255
16	350	22.94	17.54	23.5	9.5	15	230	305
18	350	24.83	19.64	26.0	9.5	15	275	365
20	350	27.08	21.74	28.0	9.5	15	315	420
24	350	31.58	25.94	32.5	9.5	15	405	550
30	250	39.12	32.17	39.5	15.0	24	800	1140

*Available only in lengths shown for 3" thru 24" sizes. 30" size available in 1 inch increments from 12" to 24" overall length. Tapped for studs unless otherwise ordered. Bell flanges are tapped through unless otherwise specified.

MECHANICAL JOINT WALL SLEEVE

The sleeve can be furnished in lengths from 6" through 18" in increments of 2". The sleeve is grooved at 2" intervals to facilitate cutting in the field, but is shipped full length unless otherwise specified. Studs, MJ gaskets and MJ glands are furnished with these sleeves unless otherwise specified. Bell flanges are tapped through unless otherwise specified.



**MJ WALL SLEEVE
DIMENSIONS AND WEIGHT**

Pipe Size Inches	Dimensions in Inches			Weight Pounds	
	Bell O.D.	Collar O.D.	Inside Diameter	18 Inch Length	Per 2 Inch Increments
6	11.12	10.0	7.00	85	7.1
8	13.37	12.5	9.15	115	9.9
10	15.69	14.5	11.20	160	13.6
12	17.94	16.5	13.30	190	17.6
16	22.94	23.5	17.54	310	27.2
18	24.83	26.0	19.64	370	32.7
20	27.08	28.0	21.74	430	38.7
24	31.58	32.5	25.94	580	51.8
30	39.12	39.5	32.17	830	75.9